




HIGH EFFICIENCY N-TOPCON SOLAR MODULE

G12/G12R Cell | SMBB | Half-cut | Optional Bifacial

Optional: JNMN96-440~460 | JNMN132-615~635

JNBN96-440~460 | JNBN132-610~630 | JNBN132-710~730



SUPER HIGHER EFFICIENCY N-TYPE CELLS & IMPROVED RELIABILITY

- 715W+ power output, bringing lower LCOE and BOS.
- Lower LID and anti PID ensure long-term returns.
- Optional G12R modules, Maximize the use of horizontal space for modules in container High Cube.
- Up to 80% bifacial factor gains 10%-30% extra generation in different scenarios.

12 year product warranty **30** year power generation warranty



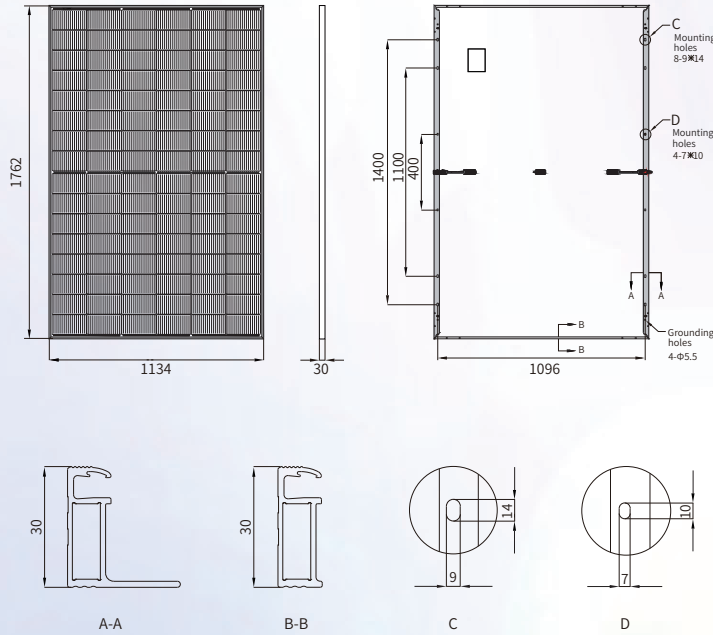
a **JINNENG HOLDING GROUP** company

www.jinergy.com
JINNENG CLEAN ENERGY TECHNOLOGY LTD / JINNENG PHOTOVOLTAIC TECHNOLOGY CO. LTD

Monofacial Single Glass TOPCon Module

JNMN96-445~465

ENGINEERING DRAWING



MECHANICAL PARAMETERS

Cell (mm)	182*105 TOPCon
Dimensions (L*W*H) (mm)	1762*1134*30
Weight (kg)	20.9
Cable Cross Section Size (mm ²)	4
No. of Cells & Connections	96(6*16)
No. of Diodes	3
Frame	Anodized Aluminium Alloy
Glass Thickness (mm)	3.2

QUALIFICATION

Temperature Cycling Range (°C)	-40~+85
Max. Series Fuse Rating (A)	30
Max.Wind Load/Max.Snow Load (Pa)	2400/5400
Fire Rating	Class C
Junction Box & Connector Protection Grade	IP68

TEMPERATURE COEFFICIENTS

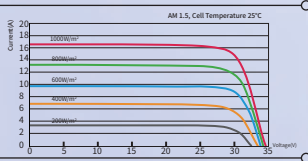
Nominal Module Operating Temperature (NMOT)	43±2°C
Temperature Coefficient Voltage (Voc)	-0.25%/°C
Temperature Coefficient Current (Isc)	0.045%/°C
Temperature Coefficient Power (Pm)	-0.29%/°C

ELECTRICAL PARAMETERS

Module Type	(1500V DC)	JNMN96-445	JNMN96-450	JNMN96-455	JNMN96-460	JNMN96-465
STC AM1.5 1000W/m ² Cell Temperature 25°C	Max. Power at STC (Pmpp/W)	445	450	455	460	465
	Output Tolerance (W)	0~+5	0~+5	0~+5	0~+5	0~+5
	Max. Power Voltage (Vmp/V)	28.50	28.69	28.88	29.07	29.26
	Max. Power Current (Imp/A)	15.62	15.69	15.76	15.83	15.90
	Open Circuit Voltage (Voc/V)	34.10	34.30	34.50	34.70	34.90
	Short Circuit Current (Isc/A)	16.33	16.40	16.47	16.54	16.61
	Module Efficiency (%)	22.27	22.52	22.77	23.02	23.27
NMOT AM1.5 800W/m ² Ambient Temperature 20°C Wind Speed 1m/s	Max. Power (Pmpp/W)	339.5	343.3	347.1	350.9	354.7
	Max. Power Voltage (Vmp/V)	27.17	27.35	27.53	27.71	27.89
	Max. Power Current (Imp/A)	12.50	12.55	12.61	12.66	12.72
	Open Circuit Voltage (Voc/V)	32.41	32.60	32.79	32.98	33.17
	Short Circuit Current (Isc/A)	13.16	13.21	13.27	13.33	13.38

*Measurement tolerance: Pmax:±3%, Voc:±3%; Isc: ±5%.

I-V CURVE (455W)



PACKING CONFIGURATION

Pieces Per Pallet	36
Pallets Per Container	26
Pieces Per Container	936

DEFAULT

OPTIONAL

Connector Type	<input type="checkbox"/> MC4 Compatible	<input type="checkbox"/> MC4
Cable Length	<input type="checkbox"/> 350mm/280mm	<input type="checkbox"/> Customized
Frame Color	<input type="checkbox"/> Silver	<input type="checkbox"/> Black

TUV: IEC/EN 61215, IEC/EN 61730
 GB/T 19001-2016/ ISO 9001:2015
 GB/T 24001-2016/ ISO 14001:2015
 GB/T 45001-2020/ ISO 45001:2018
 CNAS-CL01: ISO/IEC 17025:2017

12-year Product materials and workmanship quality warranty

Output power			
The 1st year	The 12th year	The 30th year	
≥99.00%	≥94.60%	≥87.40%	

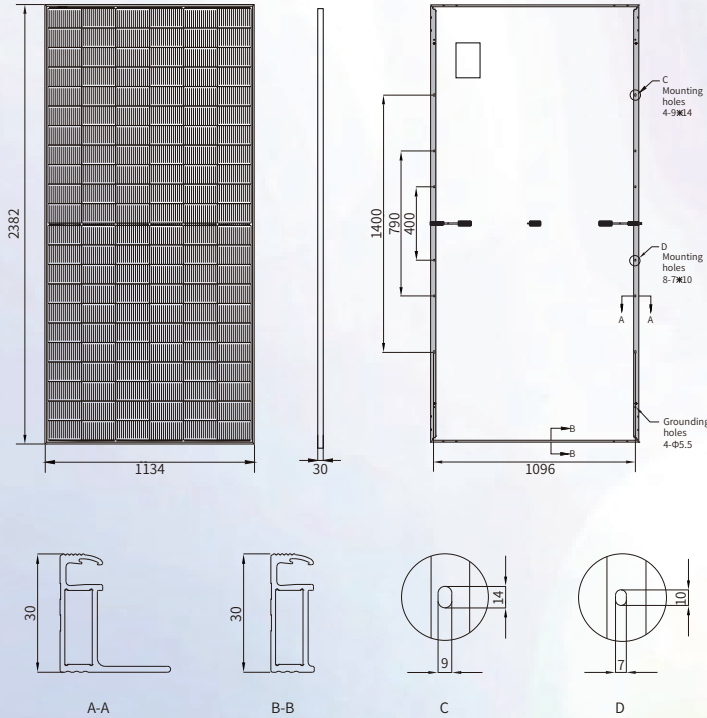
CAUTION: The electrical parameters in this product datasheet do not refer to only one module. Read safety and installation instructions before using the product. The contents of this specification are for reference only and are subject to change without notice. Jinery reserves the right of final interpretation.
 JNM-20260514-17.0W © 2026 JINNING CLEAN ENERGY TECHNOLOGY LTD. ALL RIGHTS RESERVED.

JINERGY
 JINNING CLEAN ENERGY TECHNOLOGY LTD
 JINNING PHOTOVOLTAIC TECHNOLOGY LTD
 www.jinery.com

Monofacial Single Glass TOPCon Module

JNMN132-615~635

ENGINEERING DRAWING



MECHANICAL PARAMETERS

Cell (mm)	182*105 TOPCon
Dimensions (L*W*H) (mm)	2382*1134*30
Weight (kg)	28.4
Cable Cross Section Size (mm ²)	4
No. of Cells & Connections	132(6*22)
No. of Diodes	3
Frame	Anodized Aluminium Alloy
Glass Thickness (mm)	3.2

QUALIFICATION

Temperature Cycling Range (°C)	-40~+85
Max. Series Fuse Rating (A)	30
Max.Wind Load/Max.Snow Load (Pa)	2400/5400
Fire Rating	Class C
Junction Box & Connector Protection Grade	IP68

TEMPERATURE COEFFICIENTS

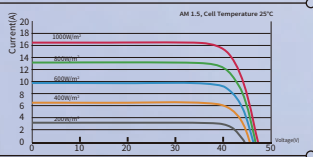
Nominal Module Operating Temperature (NMOT)	43±2°C
Temperature Coefficient Voltage (Voc)	-0.25%/°C
Temperature Coefficient Current (Isc)	0.045%/°C
Temperature Coefficient Power (Pm)	-0.29%/°C

ELECTRICAL PARAMETERS

Module Type	(1500V DC)	JNMN132-615	JNMN132-620	JNMN132-625	JNMN132-630	JNMN132-635
STC AM1.5 1000W/m ² Cell Temperature 25°C	Max. Power at STC (Pmpp/W)	615	620	625	630	635
	Output Tolerance (W)	0+5	0+5	0+5	0+5	0+5
	Max. Power Voltage (Vmp/V)	39.23	39.40	39.57	39.74	39.91
	Max. Power Current (Imp/A)	15.68	15.74	15.80	15.86	15.92
	Open Circuit Voltage (Voc/V)	48.40	48.57	48.74	48.91	49.08
	Short Circuit Current (Isc/A)	16.39	16.45	16.51	16.57	16.63
	Module Efficiency (%)	22.77	22.95	23.14	23.32	23.51
NMOT AM1.5 800W/m ² Ambient Temperature 20°C Wind Speed 1m/s	Max. Power (Pmpp/W)	469	473	477	481	484
	Max. Power Voltage (Vmp/V)	37.40	37.56	37.72	37.88	38.04
	Max. Power Current (Imp/A)	12.54	12.59	12.64	12.69	12.74
	Open Circuit Voltage (Voc/V)	46.00	46.16	46.32	46.48	46.65
	Short Circuit Current (Isc/A)	13.21	13.25	13.30	13.35	13.40

*Measurement tolerance: Pmax:±3%, Voc:±3%, Isc: ±5%

I-V CURVE (625W)



PACKING CONFIGURATION

Pieces Per Pallet	36
Pallets Per Container	20
Pieces Per Container	720

DEFAULT

OPTIONAL

Connector Type	<input type="checkbox"/> MC4 Compatible	<input type="checkbox"/> MC4
Cable Length	<input type="checkbox"/> 350mm/280mm	<input type="checkbox"/> Customized
Frame Color	<input type="checkbox"/> Silver	<input type="checkbox"/> Black

TUV: IEC/EN 61215, IEC/EN 61730
 GB/T 19001-2016/ ISO 9001:2015
 GB/T 24001-2016/ ISO 14001:2015
 GB/T 45001-2020/ ISO 45001:2018
 CNAS-CL01: ISO/IEC 17025:2017

12-year Product materials and workmanship quality warranty

Output power		
The 1st year	The 12th year	The 30th year
≥ 99.00%	≥ 94.60%	≥ 87.40%

CAUTION: The electrical parameters in this product datasheet do not refer to only one module. Read safety and installation instructions before using the product. The contents of this specification are for reference only and are subject to change without notice. Jinery reserves the right of final interpretation. JNM-20260514-17.0W © 2026 JINENG CLEAN ENERGY TECHNOLOGY LTD. ALL RIGHTS RESERVED.

JINERGY
 JINENG CLEAN ENERGY TECHNOLOGY LTD
 JINENG PHOTOVOLTAIC TECHNOLOGY LTD
 www.jinery.com