








HIGH EFFICIENCY BC SOLAR MODULE

G12R Cell | Half Cut

Optional: **JNBN66H-655~675**



SHADE-RESISTANT · LOW LINE LOSS · LOW DEGRADATION

-  Front-side busbar-free design – minimizes shading losses, reduces the risk of module failure, and delivers more stable power output.
-  Superior temperature coefficient & effective heat suppression – enhances module reliability under high-temperature conditions.
-  For the same area, higher efficiency enables greater installed capacity and electricity generation. Lower levelized cost of electricity (LCOE) maximizes your economic returns.
-  Seamlessly blends powerful generation performance with aesthetic elegance.

 **12** years product warranty  **30** years power generation warranty



www.jinergy.com

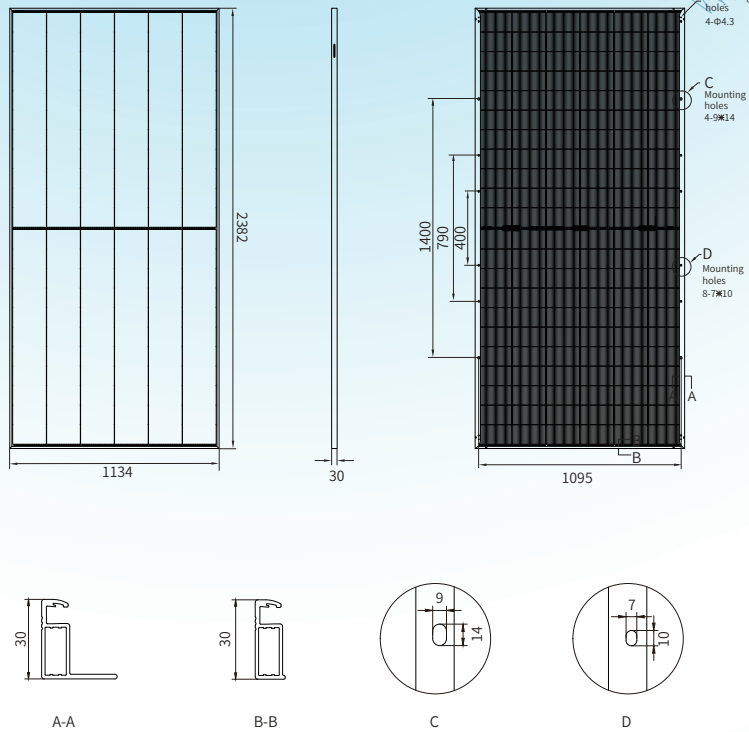
 a **JINNENG HOLDING GROUP** company

JINNENG CLEAN ENERGY TECHNOLOGY LTD / JINNENG PHOTOVOLTAIC TECHNOLOGY CO. LTD

Bifacial Dual Glass BC Module

JNBC66H-655~675

ENGINEERING DRAWING



MECHANICAL PARAMETERS

Cell (mm)	BC
Dimensions (L*W*H) (mm)	2382*1134*30
Weight (kg)	32.6
Cable Cross Section Size (mm ²)	4
No. of Cells & Connections	132(6*22)
No. of Diodes	3
Frame	Anodized Aluminium Alloy
Glass Thickness (mm)	2.0

QUALIFICATION

Temperature Cycling Range (°C)	-40~+85
Max. Series Fuse Rating (A)	30
Max.Wind Load/Max.Snow Load (Pa)	2400/5400
Fire Rating	Class C
Junction Box & Connector Protection Grade	IP68
Bifacial Factor(%)	80±5

TEMPERATURE COEFFICIENTS

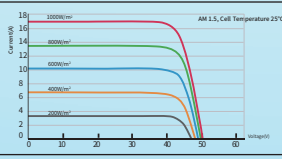
Nominal Module Operating Temperature (NMOT)	43±2°C
Temperature Coefficient Voltage (Voc)	-0.22 %/°C
Temperature Coefficient Current (Isc)	0.05 %/°C
Temperature Coefficient Power (Pm)	-0.26 %/°C

ELECTRICAL PARAMETERS

Module Type (1500V DC)	JNBC66H-655	JNBC66H-660	JNBC66H-665	JNBC66H-670	JNBC66H-675	
STC AM1.5 1000W/m ² Cell Temperature 25°C	Max. Power at STC (Pmpp/W)	655	660	665	670	675
	Output Tolerance (W)	0~+5	0~+5	0~+5	0~+5	0~+5
	Max. Power Voltage (Vmp/V)	40.80	40.90	41.00	41.11	41.21
	Max. Power Current (Imp/A)	16.06	16.14	16.22	16.30	16.38
	Open Circuit Voltage (Voc/V)	49.80	49.90	50.00	50.10	50.20
	Short Circuit Current (Isc/A)	16.72	16.80	16.88	16.96	17.04
Module Efficiency (%)	24.25	24.43	24.62	24.80	24.99	
BNPI AM1.5 front 1000W/m ² rear 135W/m ² Cell Temperature 25°C	Max. Power (Pmpp/W)	726	731	737	742	748
	Max. Power Voltage (Vmp/V)	40.80	40.90	41.00	41.11	41.21
	Max. Power Current (Imp/A)	17.79	17.88	17.97	18.06	18.15
	Open Circuit Voltage (Voc/V)	49.80	49.90	50.00	50.10	50.20
	Short Circuit Current (Isc/A)	18.53	18.61	18.70	18.79	18.88
	Module Efficiency (%)	26.87	27.07	27.28	27.48	27.69

*Measurement tolerance: Pmax:±3%, Voc:±3%, Isc: ±5%.

I-V CURVE (665W)



PACKING CONFIGURATION

Pieces Per Pallet	36
Pallets Per Container	20
Pieces Per Container	720

DEFAULT

OPTIONAL

Connector Type	<input type="checkbox"/> MC4 Compatible	<input type="checkbox"/> MC4
Cable Length	<input type="checkbox"/> 300mm/200mm	<input type="checkbox"/> Customized
Frame Color	<input type="checkbox"/> Silver	<input type="checkbox"/> Black



12-year Product materials and workmanship quality warranty

Output power			
The 1st year	The 12th year	The 30th year	
≥99.00%	≥95.15%	≥88.15%	

TUV: IEC/EN 61215, IEC/EN 61730
GB/T 19001-2016/ ISO 9001:2015
GB/T 24001-2016/ ISO 14001:2015
GB/T 45001-2020/ ISO 45001:2018
CNAS-CL01: ISO/IEC 17025:2017

CAUTION: The electrical parameters in this product datasheet do not refer to only one module. Read safety and installation instructions before using the product. The contents of this specification are for reference only and are subject to change without notice. Jinery reserves the right of final interpretation.
JNM-20260522-17.0 © 2026 JINNENG CLEAN ENERGY TECHNOLOGY LTD. ALL RIGHTS RESERVED.